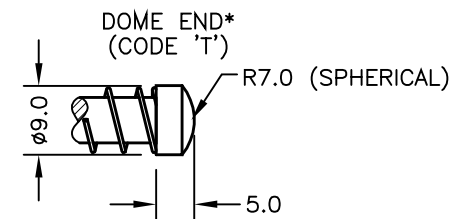


NOTE: SENSORS ARE MADE IN FOUR STANDARD LENGTHS.

TRAVEL: (mm)		BODY LENGTH: (mm)	
CALIBRATED	MECHANICAL	'X' STANDARD	'Y' FLANGE
51 - 70	70	132.5	138.0
71 - 100	100	162.5	168.0



**ELECTRICAL OPTIONS/ SPECIFICATIONS**

OUTPUT	SUPPLY
0.5 TO 4.5V RATIO METRIC	5V
SUPPLY CURRENT	12mA TYP. 20mA MAX.

CABLE: 0.2mm<sup>2</sup>, 0/A SCREEN, PUR JACKET – SUPPLIED WITH 50cm OR REQUIRED LENGTH IN cm (15000cm MAX).  
 STANDARD 3-CORE: JACKET Ø4mm BLACK e.g. 'L50'  
 OPTIONAL 5-CORE: JACKET Ø4.6mm BLUE e.g. 'LQ50'

CABLE/CONNECTOR\* CONNECTIONS;

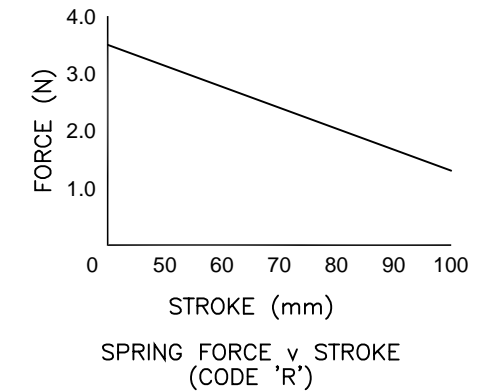
3 CORE	5 CORE	CONNECTOR	
RED	RED	:1	+Ve
-	ORG	:1	+SENSE (5-WIRE ONLY)
BLACK	BLACK	:3	0V
-	GRY	:3	-SENSE (5-WIRE ONLY)
WHITE	WHITE	:2	OUTPUT
SCREEN	SCREEN	:4	BODY

\*CONNECTORS; MAXIMUM CONDUCTOR CROSS SECTION 0.25mm<sup>2</sup>  
 RANGE OF DISPLACEMENT FROM 51 TO 100mm, IN INCREMENTS OF 1mm.

BODY MATERIAL:- STAINLESS STEEL.  
 FLANGE BASE MATERIAL:- STAINLESS STEEL

FURTHER OPTIONS:  
 SINGLE PAIR OF BODY CLAMPS (CODE 'P')  
 SPRUNG PLUNGER, TO EXTENDED POSITION (CODE 'R')  
 DOME END (CODE 'T') IN CONJUNCTION WITH SPRUNG PLUNGER (CODE 'R')\*

PLUNGER FREE (CODE 'V')  
 N.b. NOT AVAILABLE WITH SPRUNG OPTIONS.



NOTE:- READ INSTALLATION SHEET X138-19 FOR FULL INSTRUCTIONS FOR USE.

ATEX / IECEx APPROVED TO  
 II 1G  
 Ex ia IIC T4 Ga (Ta= -40° to +80°C)  
 Ui 11.4V, Ii 0.2A, Pi 0.51W

APPROVED FOR USE IN CONJUNCTION WITH A GALVANICALLY ISOLATED BARRIER.


NOTE: APPROVAL ONLY APPLIES AT NORMAL ATMOSPHERIC PRESSURE!

A	FIRST ISSUE - RAN1063/RAN1068.	PDM
B	5-CORE OPTION ADDED ~ RAN1102	PDM

THE PLUNGER RETRACTS 8mm FROM START OF CALIBRATED TRAVEL (2mm FOR SPRUNG VERSIONS) AND EXTENDS 11mm\* BEYOND END OF MECHANICAL TRAVEL. \*DOES NOT INCLUDE DIFFERENCE BETWEEN CALIBRATED AND MECHANICAL TRAVEL, DIMENSIONS ARE NOMINAL. 'V' CODED PLUNGER WILL DEPART SENSOR BODY.

DRAWINGS NOT TO BE CHANGED WITHOUT REFERENCE TO THE CHANGE PROCEDURE. CHANGES TO PARTS USED IN INTRINSICALLY SAFE PRODUCT MUST BE APPROVED BY THE AUTHORISED PERSON. THIS IS AN UNCONTROLLED PRINT AND WILL NOT BE UPDATED.

**Herbertek** www.herbertek.se  
 info@herbertek.se  
 +46-18 590510



A	25/11/15		CHECKED BY	X	±0.4
B	26/04/17		RDS	X.X	±0.2
					DIMS mm
DESCRIPTION					
X118 INTRINSICALLY SAFE SHORT STROKE SLIM-LINE LINEAR POSITION SENSOR					
SCALE 10mm		DRAWING NUMBER X138-11		REV	B
				SHEET 1 OF 1	