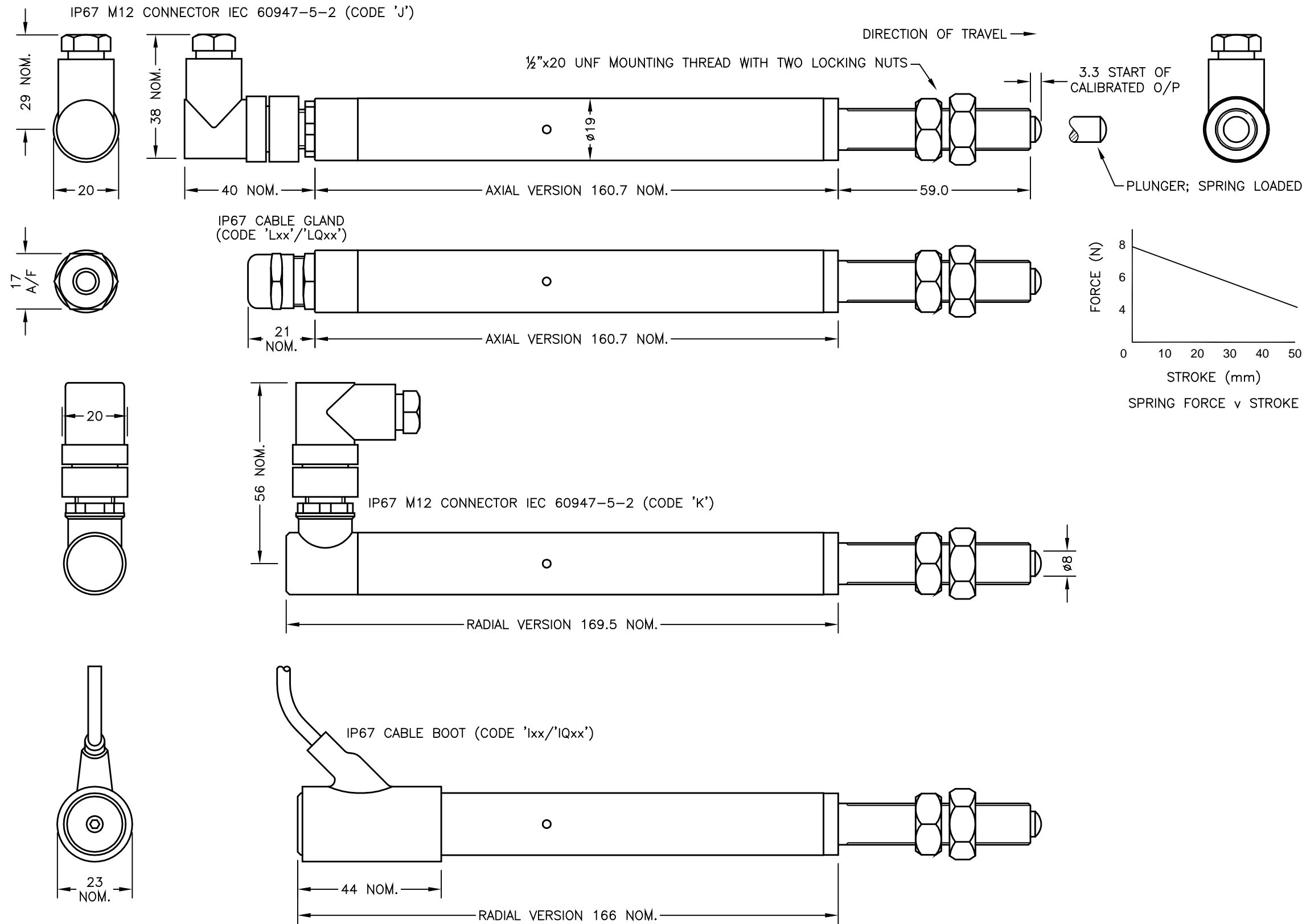


1/2" LOCK NUTS NOT SHOWN ON END VIEWS FOR CLARITY.

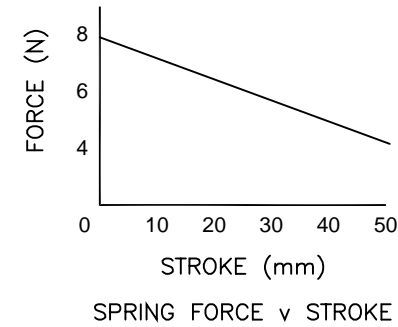


**ELECTRICAL OPTIONS/ SPECIFICATIONS**

**OUTPUT SUPPLY**  
 0.5 TO 4.5V RATIO METRIC 5V  
 SUPPLY CURRENT 12mA TYP. 20mA MAX.  
 CABLE: 0.2mm<sup>2</sup>, O/A SCREEN, PUR JACKET – SUPPLIED WITH 50cm OR REQUIRED LENGTH IN cm (15000cm MAX).  
 STANDARD 3-CORE: JACKET Ø4mm BLACK e.g. 'L50'  
 OPTIONAL 5-CORE: JACKET Ø4.6mm BLUE e.g. 'LQ50'  
**CABLE/CONNECTOR\* CONNECTIONS;**

| 3 CORE | 5 CORE | CONNECTOR |                      |
|--------|--------|-----------|----------------------|
| RED    | RED    | :1        | +Ve                  |
| -      | ORG    | :1        | +SENSE (5-WIRE ONLY) |
| BLACK  | BLACK  | :3        | 0V                   |
| -      | GRY    | :3        | -SENSE (5-WIRE ONLY) |
| WHITE  | WHITE  | :2        | OUTPUT               |
| SCREEN | SCREEN | :4        | BODY                 |

\*CONNECTORS; MAXIMUM CONDUCTOR CROSS SECTION 0.75mm<sup>2</sup>  
 RANGE OF DISPLACEMENT FROM 5mm TO 50mm, IN INCREMENTS OF 1mm.  
 BODY MATERIAL: STAINLESS STEEL.



NOTE:- READ INSTALLATION SHEET X112-19 FOR FULL INSTRUCTIONS FOR USE.

ATEX / IECEx APPROVED TO  
  
 Ex ia IIC T4 Ga (Ta= -40° to +80°C)  
 Ui 11.4V, li 0.2A, Pi 0.51W

APPROVED FOR USE IN CONJUNCTION WITH A GALVANICALLY ISOLATED BARRIER.


NOTE: APPROVAL ONLY APPLIES AT NORMAL ATMOSPHERIC PRESSURE!

|   |                                      |     |
|---|--------------------------------------|-----|
| H | OPTION J IP67 CONN.                  | PDM |
| I | APPROVAL STANDARDS UPDATED - RAN465. | PDM |
| J | RANGE WAS 10-50mm RAN1056            | RDS |
| K | 5-CORE OPTION ADDED ~ RAN1102        | PDM |

DRAWINGS NOT TO BE CHANGED WITHOUT REFERENCE TO THE CHANGE PROCEDURE. CHANGES TO PARTS USED IN INTRINSICALLY SAFE PRODUCT MUST BE APPROVED BY THE AUTHORISED PERSON. THIS IS AN UNCONTROLLED PRINT AND WILL NOT BE UPDATED.

THE PLUNGER WILL RETRACT FLUSH AND EXTENDS 2mm NOM. AT END OF CALIBRATED TRAVEL.

**Herbertek** www.herbertek.se  
 info@herbertek.se  
 +46-18 590510



|        |          |  |            |              |         |
|--------|----------|--|------------|--------------|---------|
| H      | 04/05/12 |  | CHECKED BY | X            | ±0.4    |
| I      | 10/03/14 |  | RDS        | X.X          | ±0.2    |
| J      | 9/11/15  |  |            | X.XX         | ±0.1    |
| K      | 12/04/17 |  |            |              | DIMS mm |
|        |          | DESCRIPTION  |            |              |         |
|        |          | X112 INTRINSICALLY SAFE GAUGE HEAD POSITION SENSOR |            |              |         |
| SCALE  |          | DRAWING NUMBER                                     |            | REV          |         |
| 12.5mm |          | X112-11  |            | K            |         |
|        |          |  |            | SHEET 1 OF 1 |         |