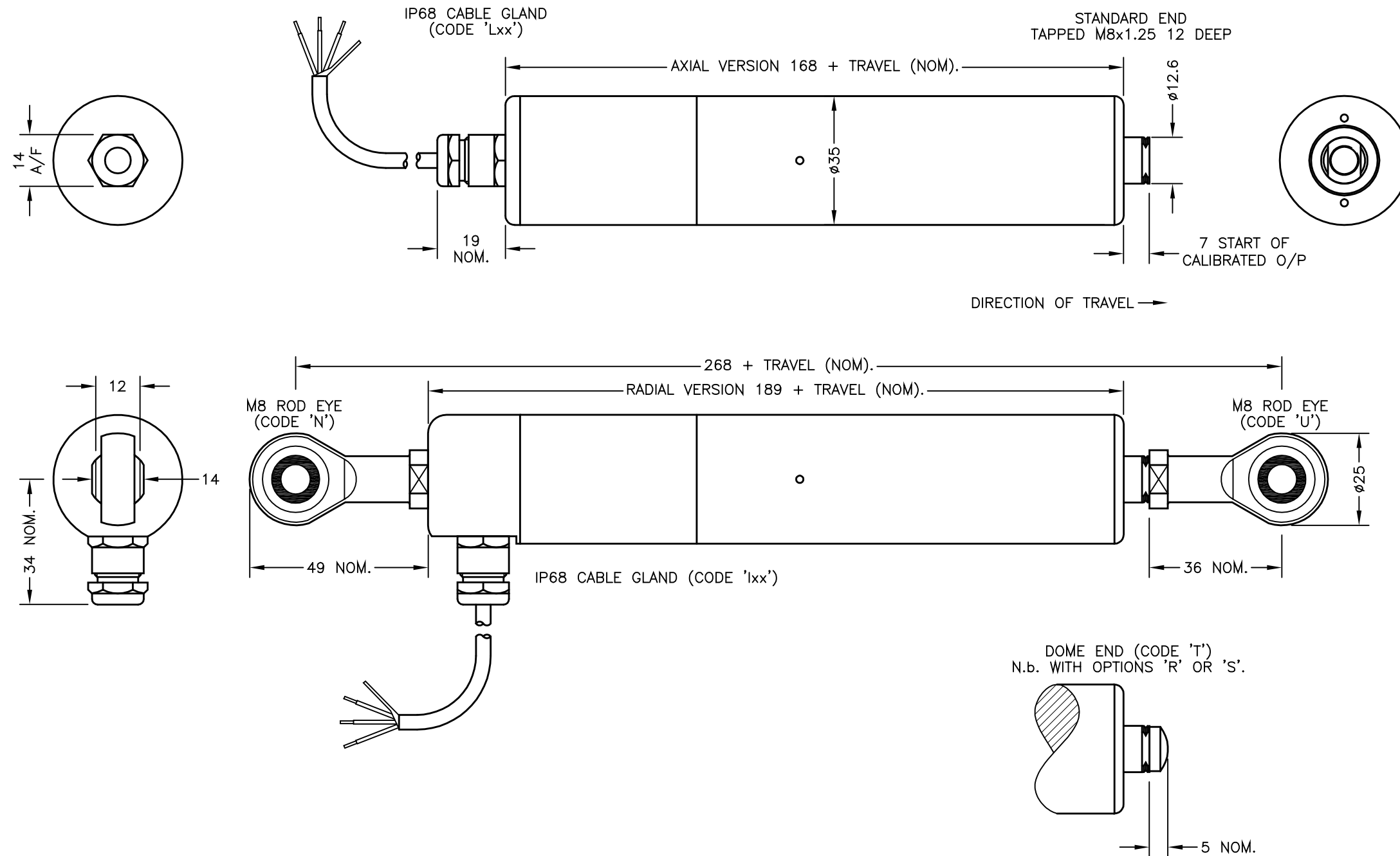


N.b. ROD-EYE ORIENTATION NOT GUARANTEED.



**ELECTRICAL OPTIONS/ SPECIFICATIONS**

OUTPUT OPTION	OUTPUT	SUPPLY	
A	0.5 TO 4.5V RATIO METRIC	5V	STANDARD
B	±5V	±15V	
C	0.5 TO 9.5V	24V	
D	±10V	±15V	BUFFERED
G	0.5 TO 4.5V	24V	
	SUPPLY CURRENT 12mA TYP. 20mA MAX.		
E	4 TO 20mA 2-WIRE	24V	
F	4 TO 20mA 3-WIRE SINK	24V	
H	4 TO 20mA 3-WIRE SOURCE	24V	

SINK VERSION OUTPUT COMPLIANCE 5-28V  
SOURCE VERSION DRIVE 300Ω MAX TO 0V

CABLE: 0.2mm<sup>2</sup>, O/A SCREEN, PUR JACKET - SUPPLIED WITH 50cm OR REQUIRED LENGTH IN cm. e.g. 'L50'

3-CORE: JACKET Ø4mm  
4-CORE: JACKET Ø4.6mm

**CONNECTIONS:**

3 CORE 4 CORE

RED	RED	+Ve
BLACK	GREEN	0V
YELLOW	BLUE	-Ve - OPTIONS: B OR D
WHITE	SCREEN	OUTPUT
SCREEN	SCREEN	BODY - OPTIONS: A, C, E-H

RANGE OF DISPLACEMENT FROM 5mm TO 800mm, IN INCREMENTS OF 1mm.

BODY MATERIAL: STAINLESS STEEL 316.

**FURTHER OPTIONS:**

SINGLE PAIR OF BODY CLAMPS 'P'

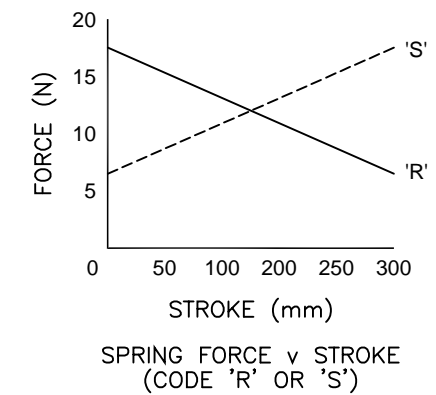
TWO PAIRS OF BODY CLAMPS 'P2'

SPRING RETURN PUSH-ROD, TRAVEL ≤300mm

RETURN TO EXTENDED POSITION (CODE R)

RETURN TO RETRACTED POSITION (CODE S)

PUSH-ROD FREE (CODE 'V') - NOT AVAILABLE WITH SPRUNG OPTIONS.



SPRING FORCE v STROKE (CODE 'R' OR 'S')


MAXIMUM WORKING DEPTH: 100 METRES/328 FEET. WHERE THE FREE END OF THE CABLE IS TO BE TERMINATED IN A SUBMERGED POSITION, ADEQUATE SEALING MUST BE PROVIDED TO PROTECT CONNECTIONS.

THE PUSH-ROD RETRACTS A FURTHER 4mm NOM. FROM START OF CALIBRATED TRAVEL. STANDARD VERSIONS THE PUSH-ROD EXTENDS A FURTHER 8mm NOM. FROM END OF CALIBRATED TRAVEL, FOR SPRUNG VERSIONS: 'R': 1mm, 'S': 2mm. 'V' CODED PUSH-ROD WILL DEPART SENSOR BODY.

A	FIRST ISSUE ~ RAN1044	PDM
B	RANGE WAS 50-600mm RAN1056	RDS
C	OPTION 'S' ADDED ~ RAN1108	PDM

DRAWINGS NOT TO BE CHANGED WITHOUT REFERENCE TO THE CHANGE PROCEDURE. CHANGES TO PARTS USED IN INTRINSICALLY SAFE PRODUCT MUST BE APPROVED BY THE AUTHORISED PERSON. THIS IS AN UNCONTROLLED PRINT AND WILL NOT BE UPDATED.

**Herbertek** www.herbertek.se  
info@herbertek.se  
+46-18 590510



A	16/10/15		CHECKED BY	X	±0.4
B	09/11/15		RDS	X.X	±0.2
C	14/09/16			X.XX	±0.1
					DIMS mm
		DESCRIPTION			
		S115 RUGGED SUBMERSIBLE STAND-ALONE LINEAR POSITION SENSOR			
		SCALE	DRAWING NUMBER	S115-11	REV C
		12.5mm			
					SHEET 1 OF 1