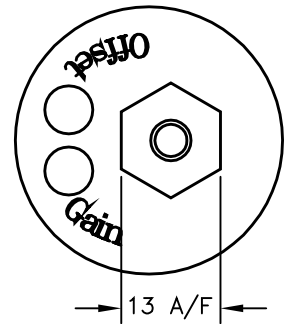
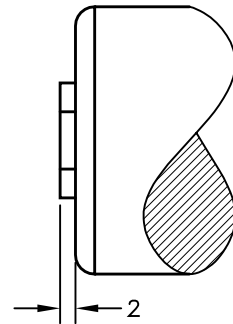


GAIN AND OFFSET ADJUSTMENTS SEALED (CODE 'Y')



IP67 SHORT CABLE GLAND - AXIAL (CODE 'Mxx')



ELECTRICAL OPTIONS/ SPECIFICATIONS

OUTPUT OPTION	OUTPUT	SUPPLY	
A	0.5 TO 4.5V RATIO METRIC	5V	STANDARD
B	±5V	±15V	
C	0.5 TO 9.5V	24V	BUFFERED
D	±10V	±15V	
E	0.5 TO 4.5V	24V	
F	SUPPLY CURRENT 12mA TYP. 20mA MAX.	24V	
G	4 TO 20mA 2-WIRE	24V	
H	4 TO 20mA 3-WIRE SINK	24V	
	4 TO 20mA 3-WIRE SOURCE	24V	
	SINK VERSION OUTPUT COMPLIANCE 5-28V		
	SOURCE VERSION DRIVE 300Ω MAX TO 0V		

CABLE: 0.2mm<sup>2</sup>, O/A SCREEN, PUR JACKET - SUPPLIED WITH 50cm OR REQUIRED LENGTH IN cm. e.g. 'L50'

3-CORE: JACKET Ø4mm

4-CORE: JACKET Ø4.6mm

CABLE/CONNECTOR\* CONNECTIONS;

3 CORE 4 CORE CONNECTOR

RED	RED	:1	+Ve
BLACK	GREEN	:3	0V
WHITE	YELLOW	:4	-Ve - OPTIONS: B OR D
SCREEN	BLUE	:2	OUTPUT
SCREEN	SCREEN	:4	BODY - OPTIONS: A, C, E-H

\*CONNECTORS; MAXIMUM CONDUCTOR CROSS SECTION 0.75mm<sup>2</sup>  
RANGE OF DISPLACEMENT FROM 5° TO 15°, IN INCREMENTS OF 1°.

BODY MATERIAL:- STAINLESS STEEL.

FLANGE BASE MATERIAL:- ALUMINIUM.

SERVO MOUNT MATERIAL:- ALUMINIUM.

FURTHER OPTIONS:

SPRING RETURN (CODE 'N') AVAILABLE UP TO ±50°


CALIBRATED OUTPUT, PHYSICAL STOPS ±55°

NOTE STANDARD DEVICE HAS NO STOPS.

D	ELEC. OPTIONS AMENDED.	PDM
E	FLANGE TH'KNNESS ADDED.	PDM
F	ADDITIONAL DIMS/IEWS ADDED.	PDM
G	DISP. 5 TO 15° WAS 5 TO 20° RAN442	PDM

DRAWINGS NOT TO BE CHANGED WITHOUT REFERENCE TO THE CHANGE PROCEDURE. CHANGES TO PARTS USED IN INTRINSICALLY SAFE PRODUCT MUST BE APPROVED BY THE AUTHORISED PERSON  
THIS IS AN UNCONTROLLED PRINT AND WILL NOT BE UPDATED.

**Herbertek** www.herbertek.se  
info@herbertek.se  
+46-18 590510



D	18/10/06		CHECKED BY	X	±0.4
E	05/01/10		RDS	X.X	±0.2
F	06/07/11			X.XX	±0.1
G	07/11/13				DIMS mm
		DESCRIPTION			
		P502 RIPS SMALL ANGLE ROTARY SENSOR			
		SCALE			
		10mm			
		DRAWING NUMBER P502-11 REV G			
		SHEET 1 OF 1			