

1/2" LOCK NUTS NOT SHOWN ON END VIEWS FOR CLARITY.

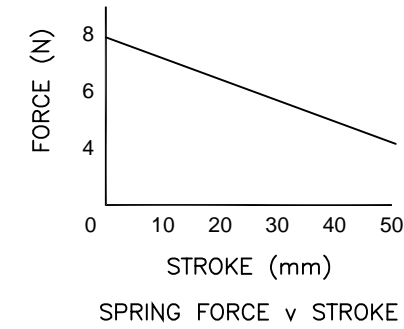
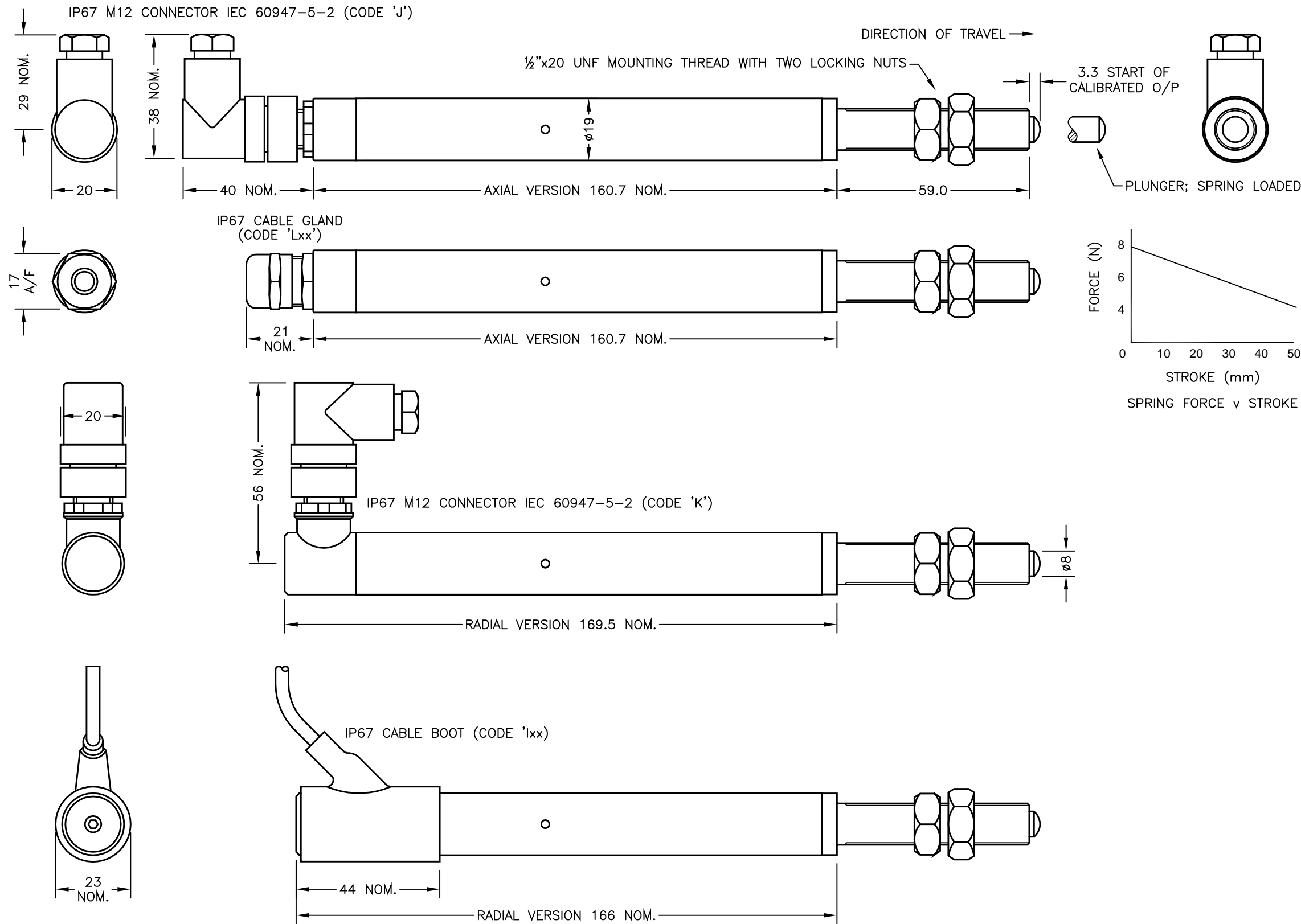
ELECTRICAL OPTIONS/ SPECIFICATIONS			
OUTPUT OPTION	OUTPUT	SUPPLY	
A	0.5 TO 4.5V RATIO METRIC	5V	STANDARD } BUFFERED
C	0.5 TO 9.5V	24V	
G	0.5 TO 4.5V	24V	
SUPPLY CURRENT 12mA TYP. 20mA MAX.			

CABLE: 0.2mm², O/A SCREEN, PUR JACKET - SUPPLIED WITH 50cm OR REQUIRED LENGTH IN cm. e.g. 'L50'
3-CORE: JACKET Ø4mm

CABLE/CONNECTOR* CONNECTIONS;
CABLE CONNECTOR
RED :1 +Ve
BLACK :3 0V
WHITE :2 OUTPUT
SCREEN :4 BODY

*CONNECTORS; MAXIMUM CONDUCTOR CROSS SECTION 0.75mm²
RANGE OF DISPLACEMENT FROM 5mm TO 50mm, IN INCREMENTS OF 1mm.

BODY MATERIAL: STAINLESS STEEL.




THE PLUNGER WILL RETRACT FLUSH AND EXTENDS 2mm NOM. AT END OF CALIBRATED TRAVEL.

H	OPTION J IP67 CONN.	PDM
J	RANGE WAS 10-50mm RAN1056	RDS

DRAWINGS NOT TO BE CHANGED WITHOUT REFERENCE TO THE CHANGE PROCEDURE.
CHANGES TO PARTS USED IN INTRINSICALLY SAFE PRODUCT MUST BE APPROVED BY THE AUTHORISED PERSON
THIS IS AN UNCONTROLLED PRINT AND WILL NOT BE UPDATED.

Herbertek www.herbertek.se
info@herbertek.se
+46-18 590510



H	04/05/12		CHECKED BY	X	±0.4
J	9/11/15		RDS	X.X	±0.2
					DIMS mm
DESCRIPTION					
P112 LIPS GAUGE HEAD POSITION SENSOR					
SCALE					
12.5mm					
DRAWING NUMBER P112-11 REV J					
SHEET 1 OF 1					